

# vilo

---

Fronto slat panels

---





## All solutions with one panel

Fronto is a convenient solution for facade and soffit. The shape of the profile allows for vertical and horizontal installation. Thanks to the palette of patterns inspired by the structure of wood, you can create unique compositions both on the wall and on the ceiling. The V-Black collection additionally emphasizes the three-dimensional effect on the surface, while panels in fashionable solid colours complement the entire offer. Depending on the design, Fronto will work well on the entire building or as a single accent on the facade.







## Wide scope of use

Fronto panels can be arranged vertically or horizontally, which allows you to achieve a completely different architectural effect. Using the same panels on the wall and ceiling will optically deepen the space and give it harmony.

The modern shape of the panels will help you to fashionably combine the extension with the house. Slat panels Fronto are a solution not only for home owners. Durable, light and easy to install, they will emphasize the beauty of balconies and terraces.

Owners of mobile homes and summer houses will appreciate its durability and resistance to external conditions.







## Like wood, but better

Materials inspired by wood are universal and offer many arrangement possibilities. For this reason, they have become extremely fashionable on facades and as a ceiling finish. However, wood used outdoors is demanding. Fronto after installation does not require any additional work and it is resistant for changing weather conditions.

It is available in a wide range of wood-like decors. Thanks to the use of modern digital printing technology (Thermal Printing), the panels are matte, have an interesting and varied pattern, without the effect of its repeatability. They are easy to combine with other materials, such as stone, plaster, or brick.







## V-Black collection

Panels from V-Black collection give the facade a modern and elegant look, while adding character and depth. Dark grouting contrasts with the patterns on the panels, which creates an enhanced 3D effect in the shape used.

Classic colours of the panels with a predominance of lighter oak patterns are a response to the modern and harmonious trend of getting closer to the surrounding nature. Additionally, panels with dark grout will be easier to keep clean compared to light ones, which is important in the case of facades exposed to external pollution.





# V-Black Collection



Oak V-Black



Light Oak V-Black





# V-Black Collection



Golden Oak V-Black



Walnut V-Black





# Standard Collection



Oak Winchester



Honey Oak



Oak





# Standard Collection



Walnut




Golden Oak






# Uniform colours Collection



Buttercream



Light Olive



Anthracite Grey



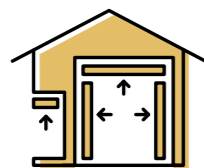


# Anthracite Grey



Anthracite Gray panels can be used as a main accent or combined with wood-like panels and panels with dark grout. To maintain their colour, they could be installed outside in shaded places as a ceiling lining or inside the buildings on walls and ceilings. Due to the use of very dark dyes, it should not be used in sunny places.

\*The color is close to RAL 7016.







## Advantages



### Design

A perfect reflection of the colour and grain of the wood.



### Water resistance

Panels and finishes are waterproof



### Conservation

It does not require maintenance, which is time-consuming and expensive.



### Installation

Can be mounted horizontally or vertically.



### Design capabilities

The panels can be used both on the wall as well as on the ceiling.



### Lightness

Panels are lightweight and do not weight down the structure.

## Modern Solution

### Hurricane resistant lock

This solution ensures better adhesion of the panels to the facade, and eliminates the noise the panels make in strong winds.

### System Click

A simple and quick way to connect panels on the facade and soffit.

### Mounting holes

Pre-drilled mounting holes make installation quick and easy.

### 3D Effect

Light plays in the folds of the panels, creating interesting chiaroscuro, and the grouts appear darker. In the V-Black collection dark grouts emphasizes additionally this 3D effect on the surface.

### Self-cleaning structure

The facade is easy to keep clean thanks to the special texture on the panel surface, on which dirt and dust doesn't settle.

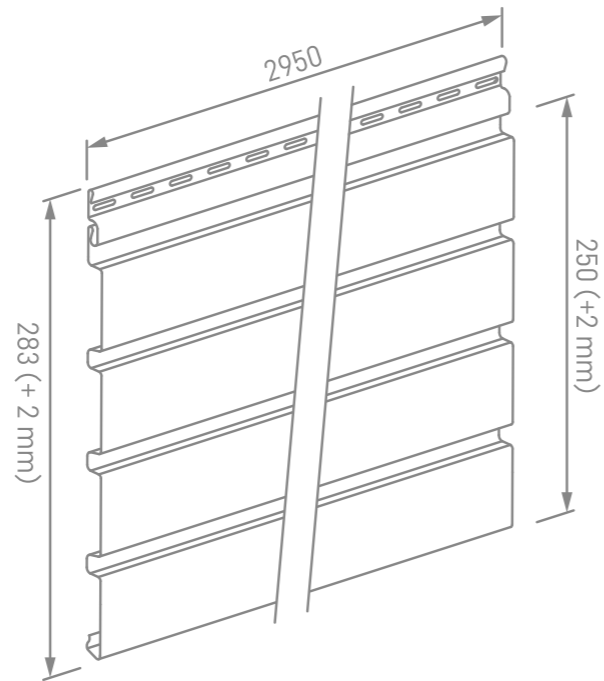




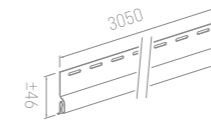
## System elements



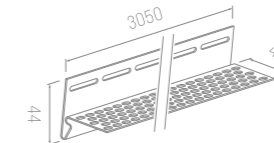
**SV(P) 06**  
Slat panel



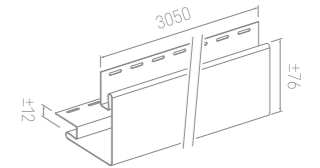
**SV 11**  
Starting trim



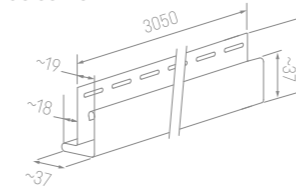
**SV 11.5**  
Bottom ventilation trim



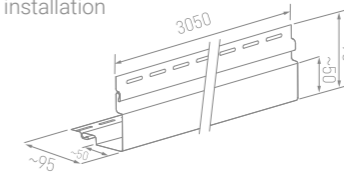
**SV(P) 12**  
Outside corner



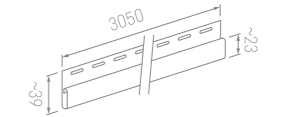
**SV(P) 12.5**  
Outside corner mini



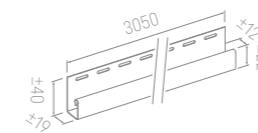
**SV(P) 12V**  
Outside corner for vertical installation



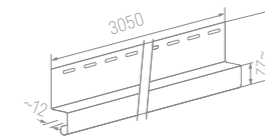
**SV(P) 14**  
Finishing trim



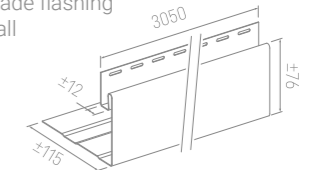
**SV(P) 15**  
J-trim



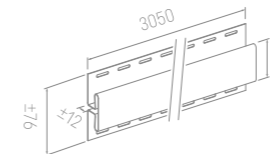
**SV(P) 16.5**  
Drip edge



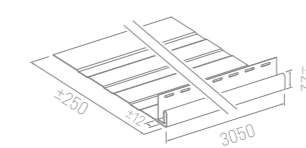
**SV 17**  
Facade flashing small



**SV(P) 18**  
Connector



**SV(P) 19**  
Facade flashing large







## Trouble-free installation

### Typical substructure and tools

The panels are mounted on a standard substructure (metal or wooden) without the need for special tools.

### Finishing trims

Versatile trims facilitates installation and can be used in Fronto and other types of Vilo siding and soffit.

### Installation possibilities

The panels can be installed in a variety of ways: vertically or horizontally, on the wall or ceiling, or combined with other Vilo facade coverings.

### Fast and clean

Slat panels mean clean installation with no dust during processing. The click system and pre-punched mounting holes streamline their connection, which greatly reduces installation time, outperforming plaster and wooden facades.





# vilo



[vilohome.com](http://vilohome.com)